




210(29)PR1650×1030

YL210(156)

YL210Wp, Yingli Solar

Yingli's 210 watt photovoltaic module is designed for large electrical power requirements. With a 25 year warranty, the YL210 has superb durability to withstand rigorous operating conditions. Ideal for grid-connected and remote power systems, the YL210 offers high usable power per square foot of solar array.

- ◆ Solar Cell: High efficiency crystalline solar cell. Even if under the weak light, the solar module can produce maximum power output.
- ◆ Tempered glass: Anti-reflecting coating and high transmission rate glass increase the power output and mechanical strength of solar module.
- ◆ EVA and TPT: Using high quality EVA and TPT to prevent destroying and water.
- ◆ Al frame: Anodized aluminium without screw, corner connection. 6 holes on the frame can be installed easily.
- ◆ Junction box: Multi function junction box with water proof.
- ◆ Long lifetime: ≥ 25 years; Less power decrease.
- ◆ Good performance of preventing from atrocious weather such as wind and hails.
- ◆ Resisting moisture and etching effectively, not effect by geology.
- ◆ The certificate issued by international authority: ISO Quality Management system, TUV, IEC.



- World-class Product and Service
- Complete Production Chain
- PV Manufacturer from China



天威英利
TIANWEI YINGLI



YL210Wp, Yingli Solar

- World-class Product and Service
- Complete Production Chain
- PV Manufacturer from China

ELECTRICAL PARAMETER

Module type	210(29)PR1650×1030
Cell	Poly-crystal silicon
No. of Cells and Connections	60 in series
Maximum Power (Pm)	210W±3%
Maximum Power Voltage (Vpm)	29.5V
Maximum Power Current (Ipm)	7.2A
Open Circuit Voltage (Voc)	36.0V
Short Circuit Current (Isc)	7.8A
Module Efficiency	12.4%
Cell Efficiency	14.8%

(* (STC) Standard Test Conditions: 25°C, 1 KW/m², AM 1.5)

MECHANICAL CHARACTERISTIC

Dimensions (H×W×D)	1650×1030×50mm
Weight	18.7Kg(41.2Pound)
Area	1.7m ²

(Cable Length 900mm provide by clients' requirement)

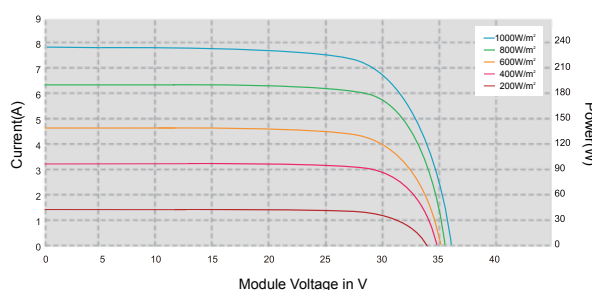
TEMPERATURE COEFFICIENTS

Power	T _k (Wp)	-0.45%/°C
Open Circuit Voltage	T _k (Voc)	-0.37%/°C
Short Circuit Current	T _k (Isc)	+0.06%/°C

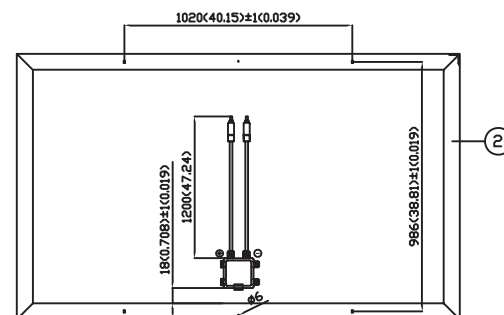
ABSOLUTE MAXIMUM LIMITS

Max System Voltage	V	1000
Limiting Reverse Current	A	15
Module Operating Temperature	°C	-45—+85
Wind Velocity	Km/h	130
Noct	°C	46±2

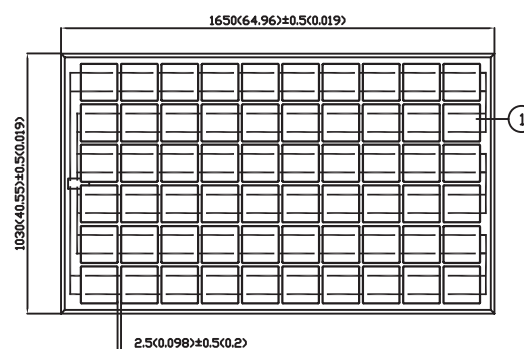
IV CURVES



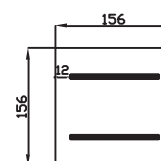
INSTALLATION DIMENSIONS



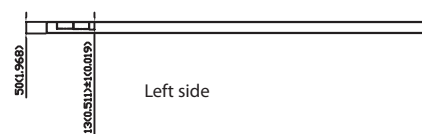
back side



front side



Cell back side



Left side

Certificate	IEC,TUV			
2	Frame	1650×1030	1Set	
1	Cell	156×156	60PCS	
Item	Name	Specification	Quantity	Remark
Brand	Yingli Solar		210(23)PR1650×1030	



20070824.03.Rev01.E